



Lunar New Year Party Cracker Wrapper Printout

Print and cut along the gray line below for the wrapper to complete your Year of the Ox party cracker.



Lunar New Year Party Cracker Instructions

WHAT YOU'LL NEED:

Lunar New Year party cracker wrapper printout,
cut out along solid gray line

Cardboard tube
(toilet paper, or paper towel or wrapping paper tubes cut to size)



Pink or red tissue paper

Goodies, like gold-wrapped candies

Twine or ribbon (two pieces)

Tape, Double-sided tape or glue stick

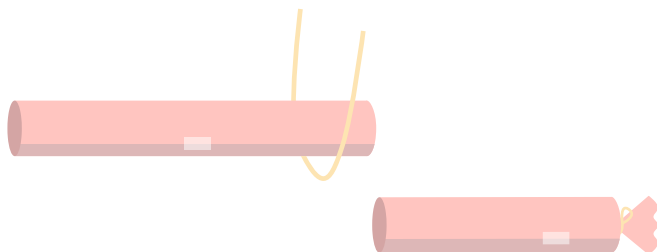
Scissors




Step 1: Fold tissue paper in half. Center the cardboard tube on the tissue paper with at least three inches on each end of the roll. Secure the folded edge of the tissue paper to the cardboard tube with tape.



Step 2: Wrap tissue paper once around the tube and trim excess. Secure the end of the tissue to the party cracker with tape.



Step 3: Using the twine or ribbon, tie one end of the party cracker off to close it.



Step 4: Fill the party cracker with your chosen goodies and tie the other end to close it.



Step 5: Align the wrapper printout on the party cracker and tape the bottom edge to the cracker. Wrap the wrapper around the party cracker and stick double-sided tape under the top end to secure it in place.



Step 6: Ready to gift, and show some love to friends and family!